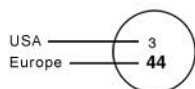
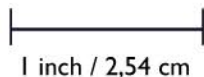


BVLGARI

RING SIZE REFERENCE CHART



Before printing this page, make sure the « Scale to fit » option is unchecked in the print dialogue box.
Use a ruler to check that the scale corresponds to the scale on the page.


To find your ring size:

Please have a ring handy that you wear on the same finger as the BVLGARI ring you are currently interested in.
Engagement and wedding rings are traditionally worn on the ring finger of the left hand.

1. Position the ring over the circles shown below to determine which one matches your size.
2. The diameter should correspond exactly with the diameter of your ring.
3. BVLGARI uses European sizing, the number in bold corresponds to that specific size.

CONVERSION CHART

If you hesitate between 2 sizes, choose the largest.



This is for reference only.

Bulgari cannot be held liable for any errors that occur as a result of using this Ring size reference chart.